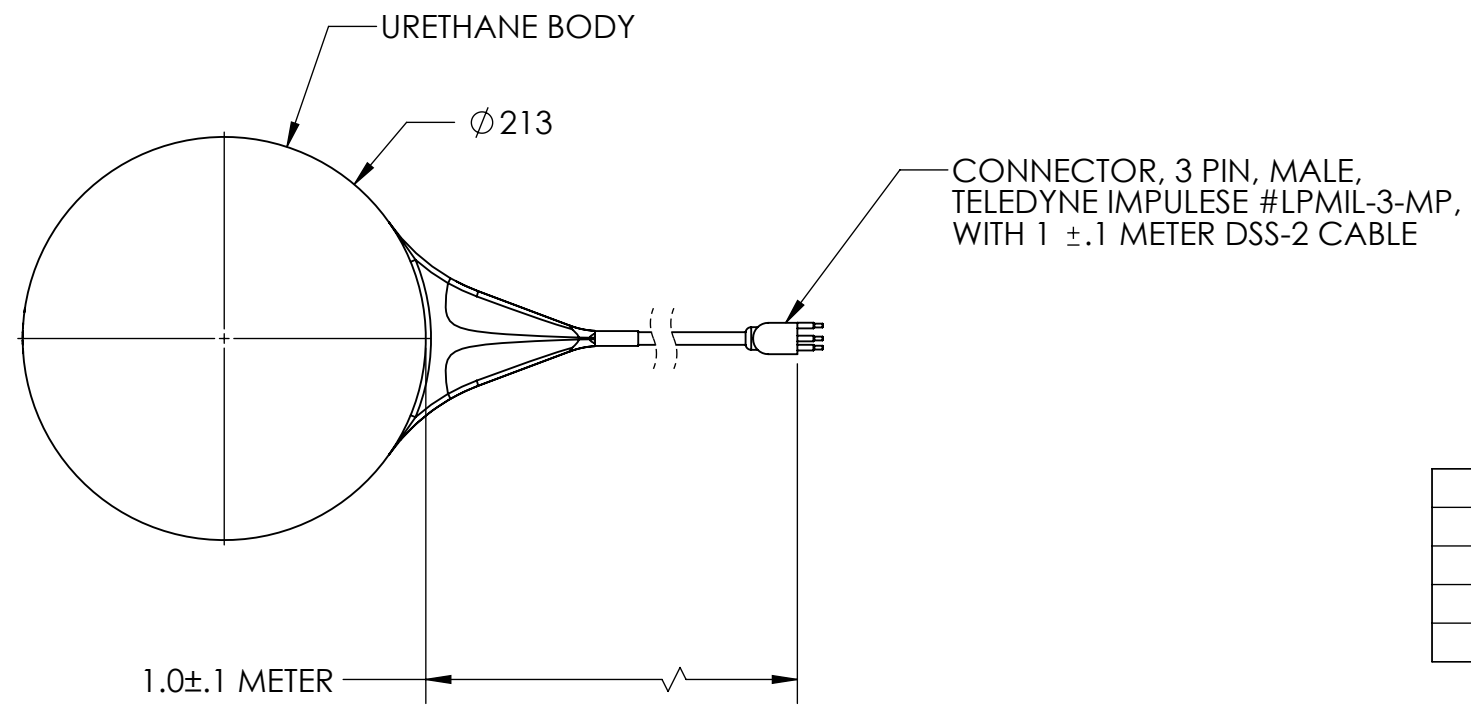
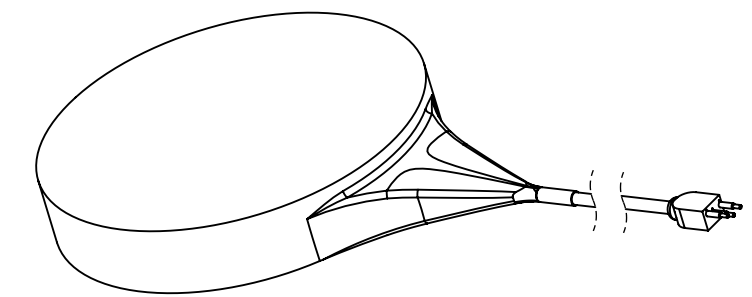


NOTES:

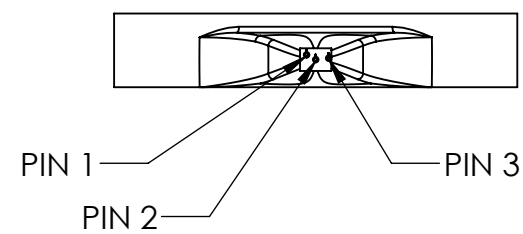

- 1.0 MASS: 4.0 Kg
- 2.0 DEPTH: 190 METERS
- 3.0 MAXIMUM DRIVE VOLTAGE: 600 Vrms
- 4.0 LIMIT DRIVE VOLTAGE TO 10 Vrms IN AIR.
- 5.0 CAVIATION DEPTH FOR 194 dB re 1 μ Pc: 10 METERS.

REVISION HISTORY				
REV	DWN	APPR	DESCRIPTION	DATE
A	JED	M.D.	UPDATED TO SHOW GEOSPECTRUM LOGO	2018 MAY 23
B	JED	A.H.	DEPTH RATING CHANGED TO 190 METERS	2018 JUN 05
C	JED	A.H.	THICKNESS CORRECTED - 39.0 WAS 50.3	2020 MAR 31



CONNECTOR PINOUT	
PIN	DESIGNATION
1	NEGATIVE
2	SHIELD
3	POSITIVE

GEOSPECTRUM LOGO APPROXIMATE SIZE AND LOCATION AS SHOWN



PROPRIETARY AND CONFIDENTIAL
 THE INFORMATION CONTAINED IN THIS DRAWING IS THE SOLE PROPERTY OF GEOSPECTRUM TECHNOLOGIES INC. ANY REPRODUCTION IN PART OR AS A WHOLE WITHOUT THE WRITTEN PERMISSION OF GEOSPECTRUM TECHNOLOGIES INC. IS PROHIBITED.

UNITS: mm UNLESS OTHERWISE SPECIFIED
 THIRD ANGLE PROJECTION

GeoSpectrum Technologies Inc. 10 Akerley Blvd., Unit 19 Dartmouth, NS Canada B3B 1J4 Tel: 1-902-406-4111 Fax: 1-902-435-8987 www.geospectrum.ca	PRODUCT:	TITLE:
	SIZE: B SCALE: 1:4 SHEET: 1 OF 1	203MM DIA. BENDER GENERAL ASSEMBLY, RADIAL DWG. No.: 02-021-318 DATE: 09-APR-2018